



Our 2018 Gender Pay Gap Report

Astellas Pharma Europe Limited



Working as One Astellas encapsulates how we embrace and respect diversity in our workforce. At Astellas, we strongly believe in opportunities for everyone.

Our second year of reporting the Gender Pay Gap statistics show that we have made some progress. Our results reflect APEL, our European Headquarters based in the UK. However the changes we have been working on have been on a pan-European basis, in order to improve diversity and inclusion across our whole region. This naturally means our focus is wider than the UK, but one we are committed to.

We have made good strides in the year as we work towards concrete and sustainable change across the region as a whole. Across our recruitment, talent and succession processes we have been embedding improved rigour, objectivity and analytics to drive and measure improvement. To do this we are investing in leading-edge recruitment systems across the region which will enhance our ability to monitor, measure and audit our diversity goals on selection.

This year we have also worked on introducing a dynamic working environment, in order to create more flexible, agile and family friendly ways of working to enable all talents to thrive. Managers will be receiving improved training on dynamic working and unconscious bias aiming to attract and retain a diverse workplace.

This is a journey for us as a business, but we are taking practical steps to set and meet clear goals for improvement, and to do this sustainably requires organisational commitment, managerial support and employee engagement. Our goal is to make diversity and inclusion a priority in all people matters.

This report sets out our gender pay gap results. We can confirm that these are accurate and have been subject to third party professional audit.

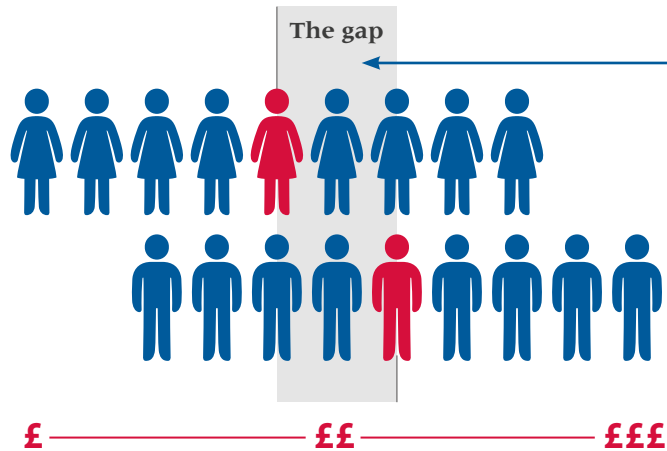


Rochelle Chopamba
SVP Human Resources EMEA

Understanding Gender Pay Gap

Legislation requires reporting of data points covering mean and median pay and bonus gap, proportion of males and females receiving a bonus payment and proportion of males and females in each quartile pay band.

The **median** gender pay gap compares the pay of the female in the middle to the pay of the man in the middle, if all employees were lined up by female and male, in order of pay from highest to lowest.



The **mean** gender pay gap shows the difference in the average hourly rate of pay between men and women. The total pay of all men, divided by the number of men, is compared to women on the same basis.



As different jobs pay differently and the number of men and women performing these jobs varies, a gender pay gap emerges if, for example, more men are in higher paid roles or more women are in lower paid roles.

It is important to note that the **gender pay gap is different from 'equal pay'**: Equal Pay is the difference in pay between men and women who carry out the same or similar jobs.



What's included in our calculations?

How are pay quartiles calculated?

The quartiles analysis ranks men and women from the lowest to highest earners. This is then divided into four even groups to show the proportions of men and women in each of these four earnings groups.

How are Pay Gap and Bonus Gap calculated?

The pay gap is the measure of the difference between men's and women's hourly earnings in a company. The bonus gap is the difference in all incentive pay received by men and women. This includes all bonuses, long-term incentives and sales commission payments.

What's included in our calculations?

The pay gap data for Astellas includes basic pay, any allowances and bonuses paid in April 2018. The bonus gap data includes the annual bonus, recognition awards and long term incentives received in the 12 months up to April 2018.

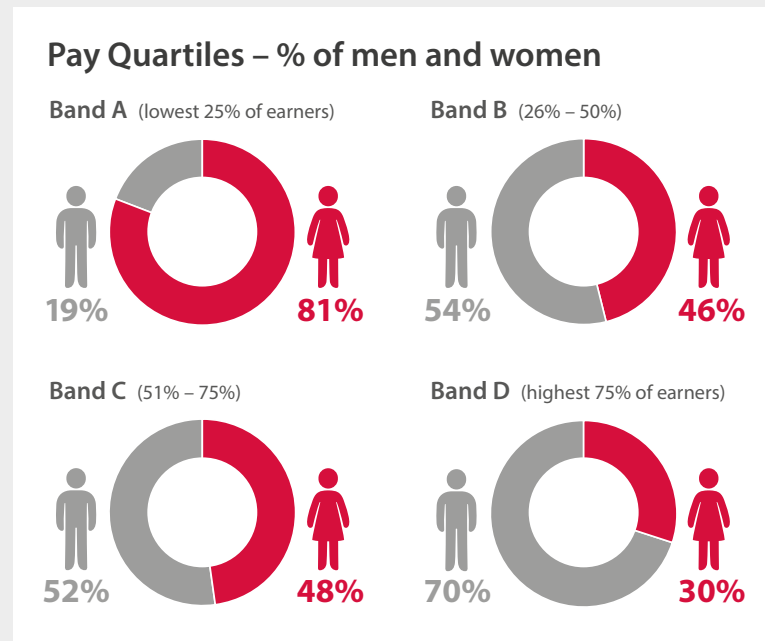
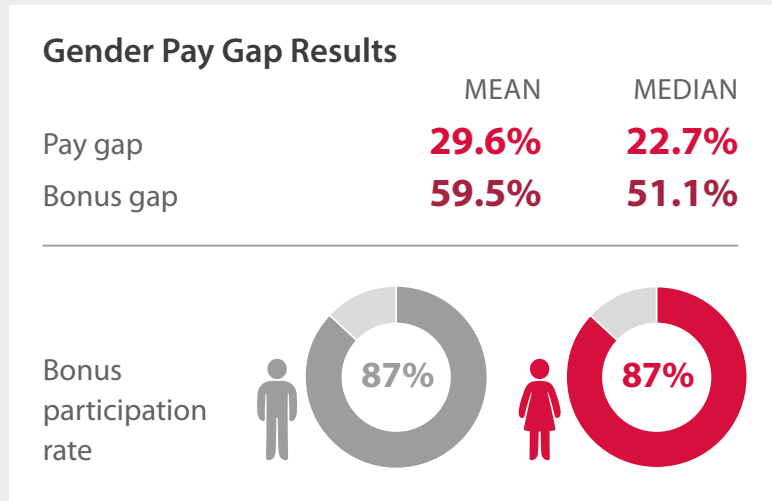
The data to be used for the gap calculations is the pay and bonus data as at 5 April 2018. This data therefore takes into account pay before we implemented the 2018 pay review and bonus paid for performance year 2016 / 2017.

The regulations require any legal entities with more than 250 employees to publish their results. This only applies to Astellas Pharma Europe Limited ('APEL').



Our results

Our median pay gap is higher than the U.K. (17.9%¹) and for the cohort of Professional, Scientific and Technical occupations (22.4%¹).



In order to provide a fair view of our results, we asked Mercer, an external reward consultancy, to carry out analysis of the causes of the gap. The analysis clearly shows that the gap is driven by the structure of our workforce. As the pay quartile diagram illustrates, we have lower female representation at the senior levels of our organisation. Further, employees at senior levels tend to have a higher percentage of variable pay.

The results highlight the need to consider our broader People practices, which we have already begun work on.

¹ Office for National Statistics